


# Best suitable model for traditional NORI (seaweed) Outside Rolls !

New rice forming process enables to supply stable and fluffy rice sheet for Roll Sushi.

## Process



1. Place NORI (dried seaweed) by hand on the Forming Plate




2. It spreads sushi rice on the NORI



3. Place ingredients by hand



4. Rolled up by Forming Plate



5. Forms beautiful rolls

## Supporting 7 Languages

LCD operation touch panel can be displayed in either English, French, German, Spanish, Korean, Chinese, and Japanese by user selection on panel.



# Roll Sushi Making Machine SVR-NXA



SVR-NXA-ET



SVR-NXA-CE



Fuji Keizai (Labour shortage and Potential Demand & Consideration on Automated Robots) Results for 2022 Sales Quantity and Value for Sushi Making Robot

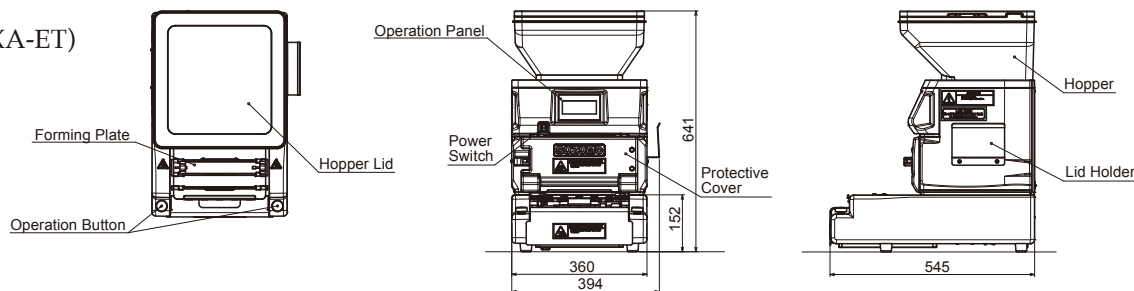


# Roll Sushi Making Machine **SVR-NXA**

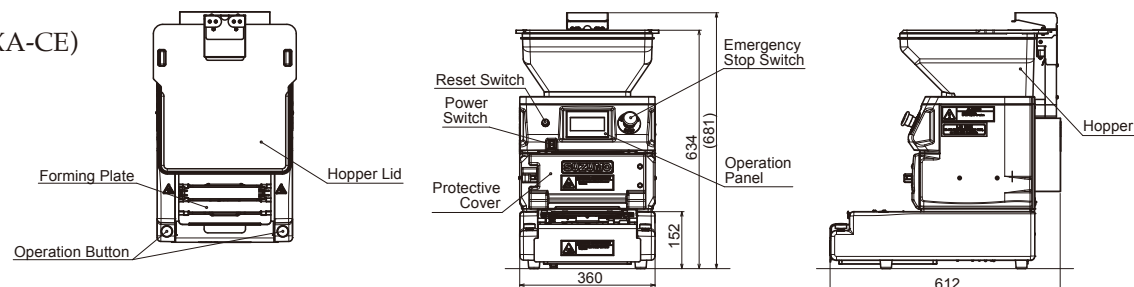
Unit: mm

## ■ Dimensions

(SVR-NXA-ET)



(SVR-NXA-CE)



## ■ Specifications

### Model

SVR-NXA-ET (Meets UL / NSF standards)

SVR-NXA-CE (Applied to CE & UKCA Regulation)

### Input

AC100 - 240V, 50/60 Hz, Single phase

### Power consumption

80W

### Capacity

Small roll: 400 rolls/hr

Medium roll: 300 rolls/hr

Large roll: 280 rolls/hr

\* Production capacity varies by operator's working speed.

### Hopper capacity

MAX 8.5kg of cooked rice

### Roll Size

Small roll: □25mm

Medium roll: □35mm

Large roll: □46mm

### Weight

37.5kg (SVR-NXA-ET)

41.5kg (SVR-NXA-CE)

### Machine dimensions (in mm)

394W×545D×641Hmm (SVR-NXA-ET)

360W×612D×681Hmm (SVR-NXA-CE)

## ■ Features

- 3 kinds of Rolls can be memorized.
- Rice length, thickness and even density of rice can be adjusted.
- Rice sheet can be supplied continuously without rolling process.
- Re-roll up function is added to make Rolls tighter when needed.
- Convenient LCD touch panel, supporting 7 languages either English, Spanish, French, German, Korean, Chinese or Japanese.
- Easy operation & cleaning.

\* Designs and specifications are subject to change without notice.  
\* While capacity expresses the machine's performance capabilities, it is predicated upon the machine being operated correctly.

### Suzumo Machinery Co., Ltd. Global Business Division

2-23-2, Toyotamakita, Nerima-ku, Tokyo 176-0012, Japan

Tel. +81 3-3993-1407 Fax. +81 3-3993-1756

e-mail overseas@suzumo.co.jp URL <https://www.suzumokikou.com>

< Contact in North America >

### Suzumo International Corporation

Head Office : 1815 W. 205th Street, Suite 101 Torrance, CA 90501 U.S.A.

Tel. +1 310-328-0400 Fax. +1 310-328-2700 e-mail sic@suzumokikou.com

East Office : 375 North Street, Unit K, Teterboro, NJ 07608 U.S.A.

Tel. +1 201-568-1900 e-mail sic@suzumokikou.com

< Contact in Singapore >

### Suzumo Singapore Corporation Pte. Ltd.

421 Tagore Industrial Avenue #04-11 Tagore 8, Singapore 787805

Tel. +65 6254-2080 Fax. +65 6254 2086 e-mail sales@suzumo-sg.com

## 雅麗盈設備有限公司

## APEX NOBLE EQUIPMENT LTD

Tel: (852) 36901333, 36901338, Fax: (852) 36901339, Email: info.anel@gmail.com, info@anel.com.hk  
Unit 5, 18/F., Wah Chun Industrial Centre, 95 Chai Wan Kok Street, Tsuen Wan, New Territories, Hong Kong.

香港荃灣柴灣角街95號華俊工業中心18樓05室

Website: [www.anel.com.hk](http://www.anel.com.hk)